

GOOD SCREWS




Legacy Series

www.goodscrews.com

Good Screws interior and exterior drywall screws meet or exceed requirements ASTM C1002, C954 & F1941.


Size Gauge x Length (inches)	Quantity Per Carton	Weight Per Carton (lbs)	Item Numbers
6 x 1	10M	30.4	GS168
6 x 1-1/8	10M	32.8	GS268
6 x 1-1/4	8M	29.0	GS368
6 x 1-5/8	5M	22.9	GS468
6 x 1-3/4	5M	24.0	GS768S
7 x 2	5M	32.1	GS768
8 x 2-1/2	2.5M	23.3	GS968
8 x 3	2M	22.0	GS1168
10 x 3-1/2	1M	18.3	GS1268

BUGLE-HEAD SHARP



Attaches drywall to 20-25 ga. steel.
No. 2 Phillips recess.

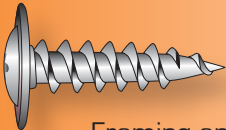
PAN-HEAD SHARP



Framing 20-25 ga. steel.
No. 2 Phillips recess.

7 x 7/16	15M	38.1	GS23
----------	-----	------	------

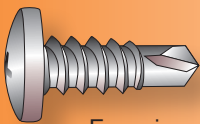
WAFER-HEAD SHARP



Framing and attaching to 20-25 ga. steel.
No. 2 Phillips recess.

8 x 9/16	10M	37.0	GS31
8 x 1	5M	26.2	GS32
8 x 1-1/4	5M	31.0	GS33
8 x 1-1/2	3M	21.6	GS3138
8 x 2	2.5M	22.3	GS3151

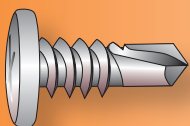
PAN-HEAD SELF-DRILL



Framing and attaching to 12-20 ga. steel.
No. 2 Phillips recess.

6 x 7/16	15M	37.2	GS19
8 x 1/2	10M	31.2	GS20
8 x 3/4	10M	40.6	GSPT8.75
8 x 1	7.5M	36.8	GSPT81

LOW-PROFILE-HEAD SELF-DRILL



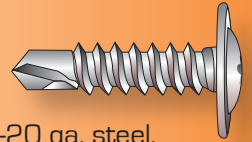
When low-profile head is needed, framing and attaching to 12-20 ga. steel.
No. 2 Phillips recess.

10 x 5/8	10M	38.3	GS21
----------	-----	------	------

Size Gauge x Length (inches)	Quantity Per Carton	Weight Per Carton (lbs)	Item Numbers
------------------------------	---------------------	-------------------------	--------------

WAFFER-HEAD SELF-DRILL

8 x 1/2	10M	37.8	GS34XZ
8 x 1	5M	27.6	GS35XZ
8 x 1-1/4	5M	33.0	GS36XZ
8 x 1-5/8	4M	31.7	GS37XZ
8 x 2	2.5M	23.4	GS38XZ
8 x 2-1/2	2.5M	27.8	GS38.5XZ
10 x 3/4	10M	48.5	GS3410XZ
12 x 3/4	5M	31.6	GS341275XZ



Framing and attaching to 12-20 ga. steel.
No. 2 Phillips recess.

BUGLE-HEAD SELF-DRILL

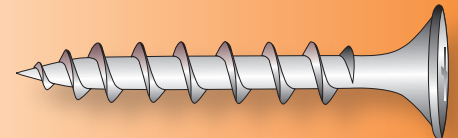
6 x 1	10M	33.9	GS13
6 x 1-1/8	10M	37.2	GS135
6 x 1-1/4	8M	32.6	GS14, GS14Z
6 x 1-5/8	5M	25.3	GS15
6 x 1-3/4	5M	26.5	GS16S
7 x 1-7/8	4M	26.7	GS16
8 x 2-3/8	3M	28.6	GS30S
8 x 2-5/8	2M	20.9	GS30M
8 x 3	2M	23.5	GS30L



Attaches drywall to 12-20 ga. steel.
No. 2 Phillips recess.

BUGLE-HEAD WOOD

6 x 1	10M	30.4	GS100
6 x 1-1/8	10M	32.8	GS200
6 x 1-1/4	8M	29.0	GS300
6 x 1-5/8	5M	22.9	GS400
7 x 2	5M	32.1	GS500
8 x 2-1/2	2.5M	23.3	GS900
8 x 3	2M	22.0	GS1100



Attaches drywall to wood.
No. 2 Phillips recess.

BUGLE-HEAD LAMINATING

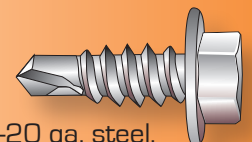
10 x 1-1/2	5M	37.0	GS12
------------	----	------	------



Attaches drywall to drywall.
No. 2 Phillips recess.

HEX-WASHER-HEAD SELF-DRILL

10 x 1/2	7.5M	37.3	GSHT10.5
10 x 3/4	5M	45.0	GSHT10.75
10 x 1	5M	36.8	GSHT101
12 x 3/4	5M	33.0	GSHT1275



Framing and attaching to 12-20 ga. steel.
Metal to metal.